

The most advanced vinyl
Superior quality
Beauty and performance
Reliability
Energy efficiency



Newcastle

Patio Door Series



Features



The **Newcastle Patio Door Series**, is Sunview's pride and joy — the highest value, the best performance and with numerous sought-after upgrades standard, including welded sash, and whisper quiet rollers. Beautifully appointed in every component, offering performance and reliability. Step back and look at the fine details, the highest quality accessories and colour options. It's the execution of a uncompromising vision in state-of-the art vinyl, unmatched anywhere for durability.


We are proud of the **Newcastle Patio Door**, and we know you will be too, as you step into the new environment it so capably provides.

Standard Features

- Elegant heavy-duty screen
- Pocket covers on interior, exterior jambs and sill
- Triple point stainless steel locking system
- Whisper quiet rollers
- Assembled (specify handing)

Frame & Panel

- Multi-chamber frame and sill
- All vinyl 4^{7/8}", 6^{1/8}" and 6^{7/8}" frame and sill
- Welded 45° frame and sash
- 2"x 5" vinyl steel reinforced welded sash
- Double weather strip on meeting rails



Precision Adjustable Rollers are whisper quiet, high quality, and installed in the active panel.

Glazing

Enhancing the outstanding thermal efficiency is the 1" high-performance glazing found in **Low-E** glass and **Edgetech Super Spacer®** technology.

Super Spacer®



Standard Elegant Hardware

A unique handle set with integrated keylocks. Available in Satin Nickel, Polished Brass or Oil Bronze.



Multi-point Lock. A heavy-duty stainless steel system providing **three** locking points on the door frame, comes as standard hardware.

Newcastle Patio Door Series

Hardware & Glass Options



Two Position Kick Locks


mount on the bottom of the operating door. Used as secondary lock with door in the closed position. Available in white, beige or brown.



Guardian Locks mount on the top of the operating door; security bolt locks into the frame. Available in white, beige or brown.

Optional Frame & Sash

- 4 1/2" sill plate
- Brick mold
- Stainless steel hardware kit



Optional Decorative Grills

Internal grills are available in a wide range of design styles with colours that include **Flat Grills** in Two-tone, White, Brass and Pewter; **Georgian Grills** in White, and **Pencil Grills** in White, Brass and Pewter.

Optional Decorative Glass, Inserts and Screens



Venice (wrought iron)



Spectrum (decorative bevels)



Retractable Screen

Optional Internal Mini-Blinds

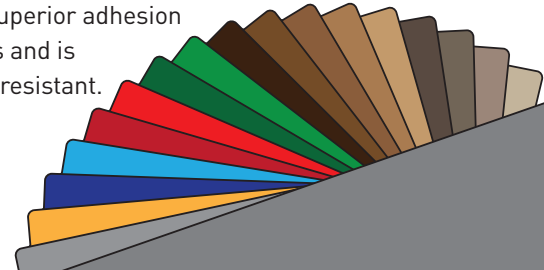
- Fingertip operation
- No external cords
- No dusting
- Low-E glass

From maximum visibility to complete privacy at the tip of a finger. Slide the lever to raise, lower or tilt the mini-blinds which are sealed between the insulated glass unit ensuring complete maintenance-free operation.



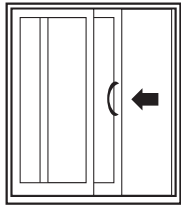
Optional Exterior Colours

Sunview Patio Doors boast a wide range of colour options that feature a finish which is U.V. stable, has a superior adhesion process and is impact resistant.

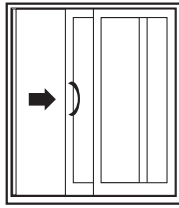


Specifications

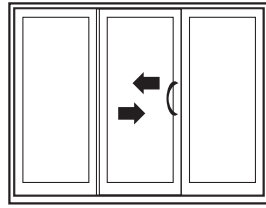
Dimensions Door/Panel Configurations and Finished Sizes



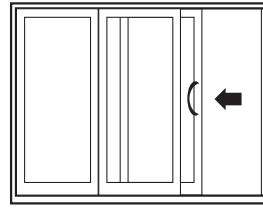
OX-Slide left



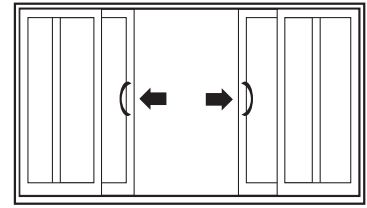
XO-Slide Right



OXO-Slide R to L or
OZO-Slide L to R



OOX-Slide R or XOO Slide L



OXXO-Slide R and Slide L from Centre

2 Panels

Finished Sizes

59¹/₂ W x **79¹/₂ H** or **95¹/₂ H**

71¹/₂ W x **79¹/₂ H** or **95¹/₂ H**

95¹/₂ W x **79¹/₂ H** or **95¹/₂ H**

Screen Sizes

29¹/₂ W x **76⁵/₈ H**

35¹/₂ W x **76⁵/₈ H**

47¹/₂ W x **76⁵/₈ H**

Glass Sizes

22 W x **67¹/₂ H**

28 W x **67¹/₂ H**

40 W x **67¹/₂ H**

3 Panels

Finished Sizes

90¹/₄ W x **79¹/₂ H** or **95¹/₂ H**

108¹/₄ W x **79¹/₂ H** or **95¹/₂ H**

144¹/₄ W x **79¹/₂ H** or **95¹/₂ H**

Screen Sizes

29¹/₂ W x **76⁵/₈ H**

35¹/₂ W x **76⁵/₈ H**

47¹/₂ W x **76⁵/₈ H**

Glass Sizes

22 W x **67¹/₂ H**

28 W x **67¹/₂ H**

40 W x **67¹/₂ H**

4 Panels

Finished Sizes

117³/₈ W x **79¹/₂ H** or **95¹/₂ H**

141³/₈ W x **79¹/₂ H** or **95¹/₂ H**

189³/₈ W x **79¹/₂ H** or **95¹/₂ H**

Screen Sizes

29¹/₂ W x **76⁵/₈ H**

35¹/₂ W x **76⁵/₈ H**

47¹/₂ W x **76⁵/₈ H**

Glass Sizes

22 W x **67¹/₂ H**

28 W x **67¹/₂ H**

40 W x **67¹/₂ H**

Performance Newcastle Patio Door Series meets **NAFS/Class R-PG50-Type SD**

Standard	Air Leakage	Water Penetration Resistance	Design Pressure
AAMA/WDMA/CSA101/1.S.2/ A440-08	A3 - 0.4 L/s.m ²	360 Pa (7.5 psf)	±2400 Pa (±50 psf)

Distributed by:



Our products meet the ENERGY STAR® program guidelines to help protect the environment through superior energy efficiency.